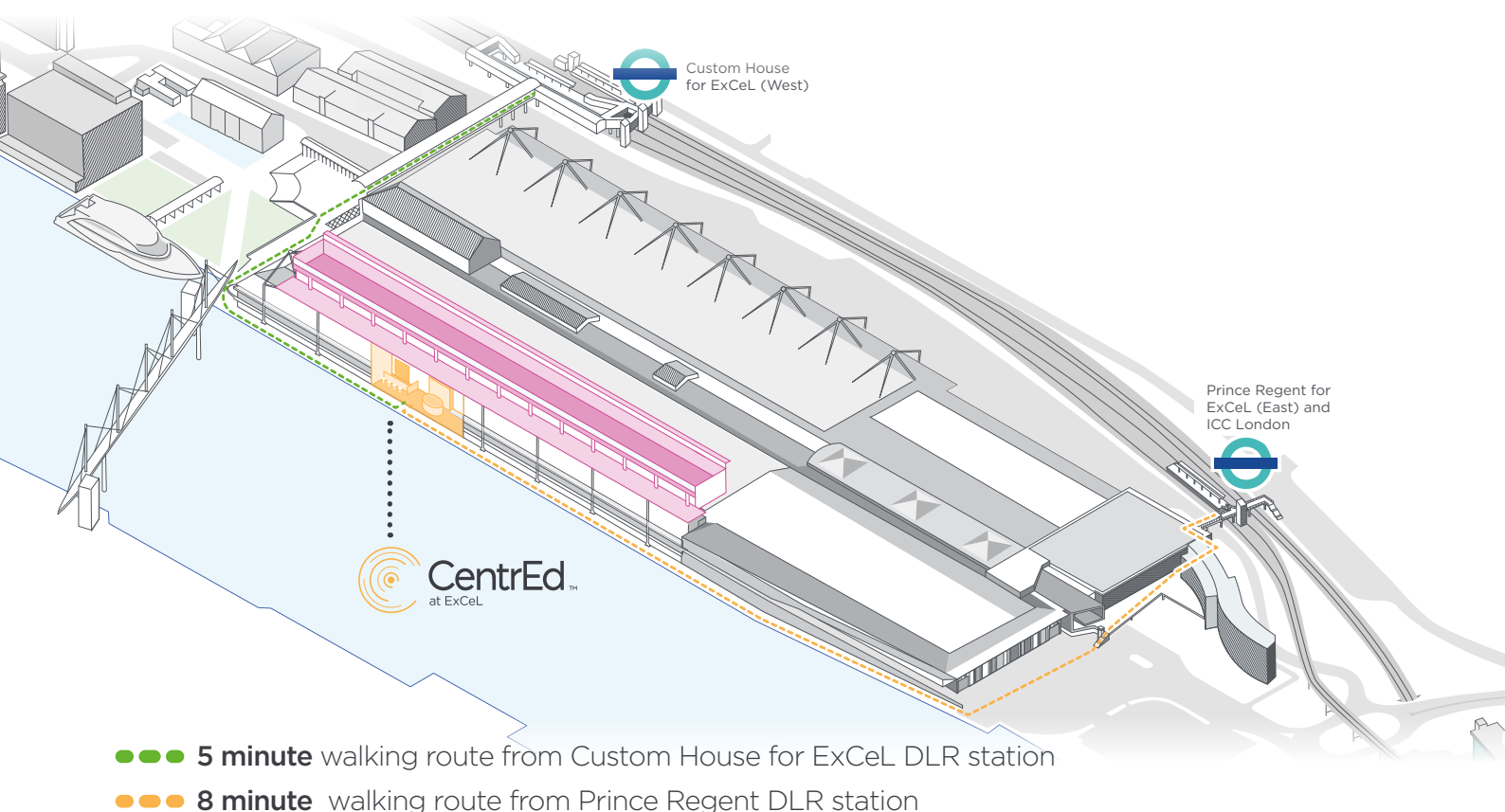




CentrEd™
at ExCeL

Visiting us

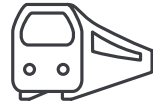
We are delighted to welcome you to CentrEd at ExCeL and we hope that you enjoy your experience with us. Situated in the historic Royal Docks, there are many ways in which you can reach us including road, Tube, Docklands Light Railway (DLR) and even plane.





Driving to CentrEd

Main routes include the M25, M11, the North Circular, A406 and the A13. When using sat-nav, type in 'E16 1DR'; this will direct you to the car park. Upon arrival, follow signs to Zone 14 - CentrEd at ExCeL. *Please note, car park is for vehicles up to 1.9m high



Tube & DLR

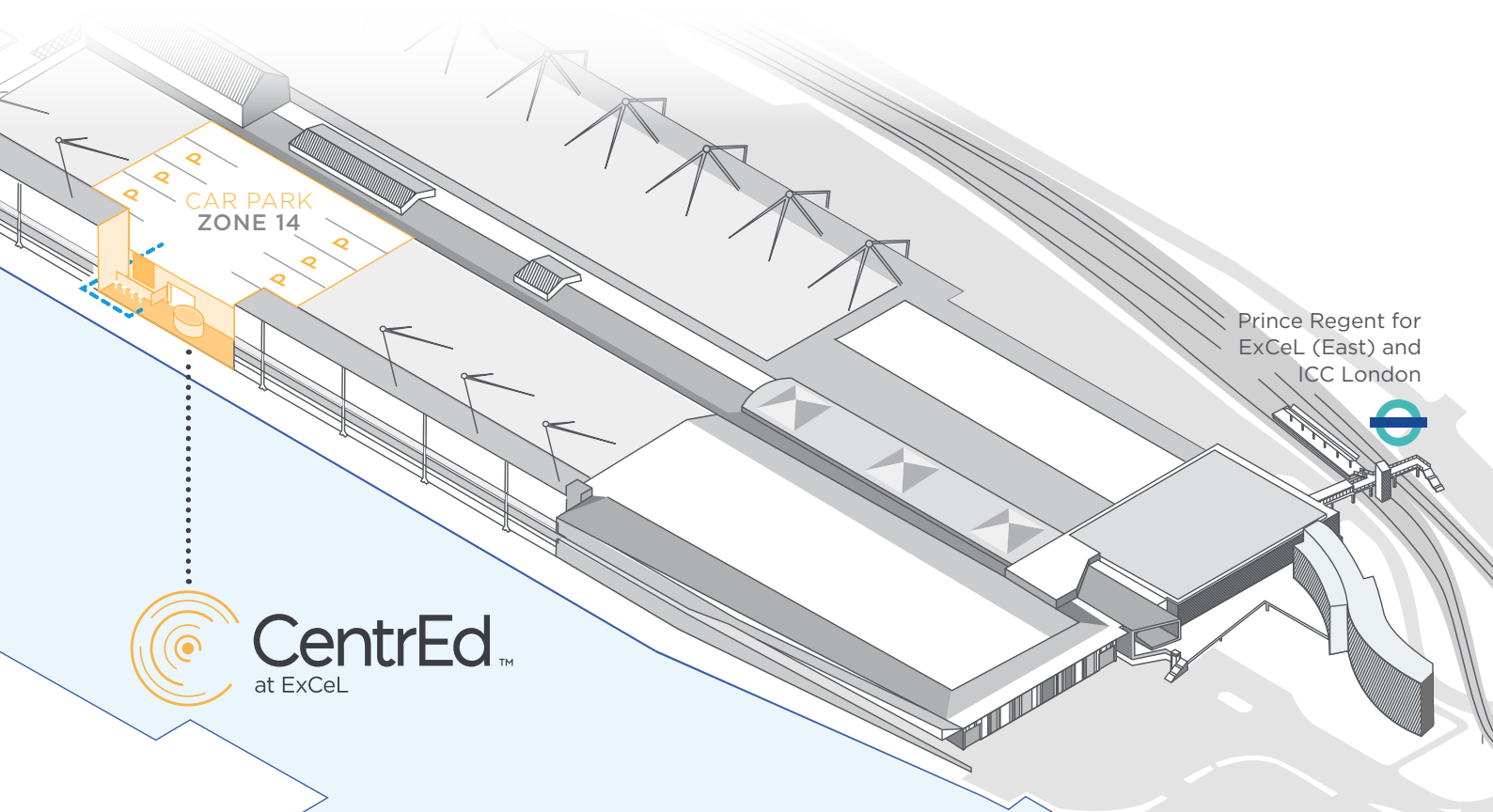
The Jubilee Line and the DLR (Docklands Light Railway) are the quickest routes to CentrEd at ExCeL. Alight at Canning Town on the Jubilee line and change on to a Beckton-bound DLR train for the two-stop journey to Custom House DLR station.



By Air

London City Airport is a 5 minute taxi ride from the venue or a 15 minute train journey on the DLR headed East towards Beckton via Canning Town. Alight at Custom House DLR station for CentrEd.

●●● Accessible route via ramp from car park - zone 14



We are constantly striving for excellent service, and would value any feedback you may have on your experience with us today; kindly direct your comments to centred@excel.london or call us on +44 (0)20 7069 5500